







PIC16F877A Dual Channel HF/VHF SWR Meter Bridge Comparison Chart

Bridge Types				
Details:	Simple HF	Balanced HF	VHF	Dual Scale
Frequency Range	3 to 30MHZ	3 to 30MHZ	144MHZ	3 to 30MHZ
RF Power	5 to 100W	1 to 100W	5 to 100W	10 to 2KW
Alignment	Required	None	None	Required
Fwd/Ref Adjustment by Presets	Required	Required	Required	Required
Core Material	#43	#43	Strip-line	#43
RF Connectors	SO239 or N	SO239 or N	SO239 or N	SO239 or N
Metal Case	Yes	No	Yes	Yes
Interconnect Cable	D9 F to F	D9 F to F	D9 F to F	D9 F to F

Dinesh Gajjar
18th July 2010

For more details, please visit Project Page: <http://www.foxdelta.com>